

## FAQ: Morelly® Web Meeting

Join a Web Meeting here:

<https://go.teamviewer.com/v13/flash.aspx?lng=en>

### 1. Install Flash Player (if required)

- If the Flash Player version required is not installed on your device, you will need to enable this.
- If you see the following screen:

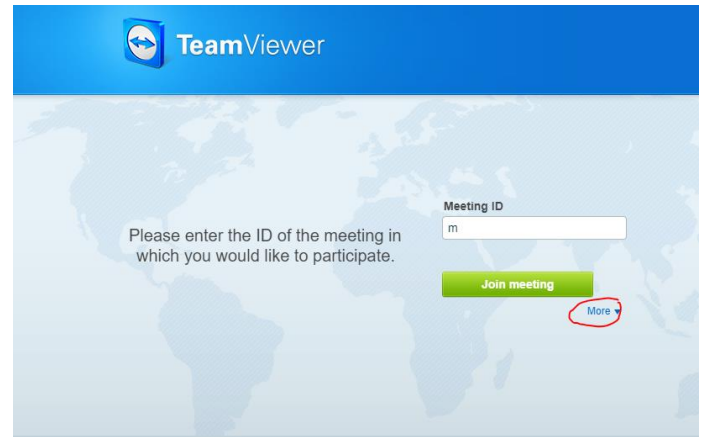
You need a newer version of Adobe Flash Player to use TeamViewer. You can download this player [here](#). You can download TeamViewer alternatively as standalone software for Windows / Mac / Linux [here](#).



- Select the first “here” link
- Then select “Allow” if prompted by your browser

### 2. Join Meeting

- Once Flash Player has been successfully installed, you will see the following screen:

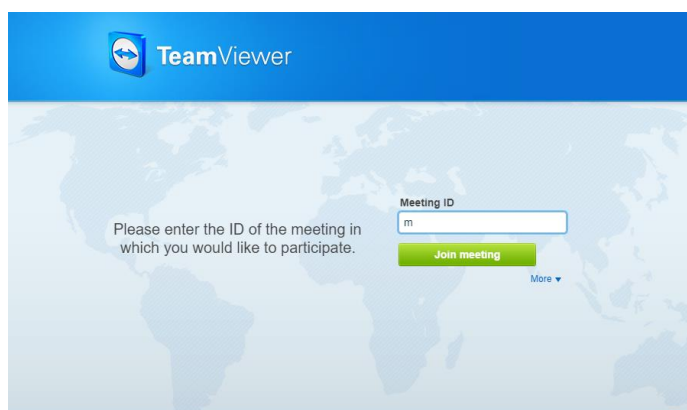


Contact - Legal - Copyright info - Show log - [www.teamviewer.com](http://www.teamviewer.com) Copyright © TeamViewer GmbH 2012

- Enter the Meeting ID provided by your Morelly® Meeting Organiser
- Enter Your Name
- Select Join meeting

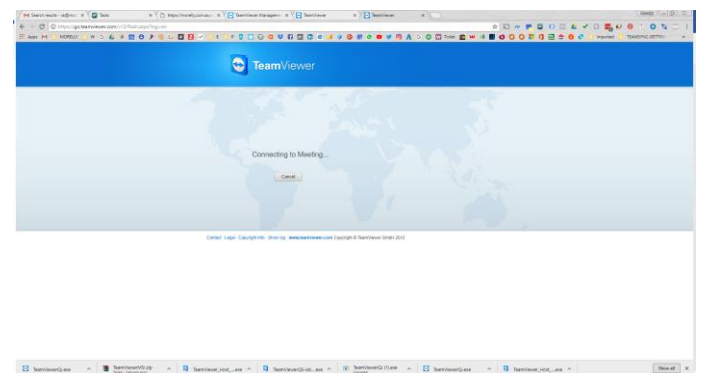


Contact - Legal - Copyright info - Show log - [www.teamviewer.com](http://www.teamviewer.com) Copyright © TeamViewer GmbH 2012



Contact - Legal - Copyright info - Show log - [www.teamviewer.com](http://www.teamviewer.com) Copyright © TeamViewer GmbH 2012

- Select “More”



- You're done!